

# Cash Card

This trick is the perfect answer to the frequently asked question "Can you conjure up money too?"

The effect:

Show two playing cards from the front and the back. At the same time show your empty hands as well. As you now explain that these cards are the latest generation of credit cards rub the cards together. When you pull the cards apart again, there is a real note appeared between them.

You get a normal playing card, a gimmick card.

This gimmick card is a special card. It was glued at three ends and it provides a small hole at one side to serve a secret pocket for the banknote. However, you must add the banknote by yourself. Sorry!

For preparation:

Take a (new) banknote and fold it lengthways and then again widthwise too. In the end it should be quartered. Brush the edges of the banknote a few times with your fingernail. The trick will be easier and more realistic when the banknote is folded as thin as possible! Ready? When you are happy with it put it into the special card. (PICTURE 1)

The demonstration:


Hold the cards like in PICTURE 2. Your right thumb is covering the entire hole on the back of this special card. Turn the cards facing the picture on top towards the audience. Move the cards between your left and your right hand while rubbing them a little together.

Slide the special card behind the normal card. Your right thumb now simply clamps the banknote while your left hand pulls the special card away to the left. (PICTURE 3)


Warning: the picture pages of the cards are still facing the audience! Now all you have to do is get the blank special card placed on the hidden banknote and the normal card. Now turn the cards with the backside up. If you now fan the two cards, the banknote magically appears between the two cards. (PICTURE 4)

Now put the cards away and pay with the banknote.


We hope you enjoy demonstrating this trick!



1. picture



2. picture



3. picture



4. picture